SITE SERVICES – ELEMENT 50

1. NO SERVICE CONNECTION SHALL CROSS THE PUBLIC ROAD TO REACH ETU.
2. THE LOCATION OF THE SERVICES ARE INDICATIVE ONLY AND SUBJECT TO APPROVAL FROM THE RELATIVE SERVICE PROVIDERS AND STATUTORY BODIES.
3. THE ILLUSTRATED POSITION OF THE EXISTING WORKS IS SITE SPECIFIC AND SHALL BE DETERMINED ON SITE BY THE ENGINEERS REPRESENTATIVE.
4. THE INFORMATION ON THIS DRAWING IS COMPILED FROM RECORDS SUPPLIED TO THE ENGINEER.
5. ANY DEPARTURES FROM ROUTES SHOWN ON THIS DRAWING TO BE AGREED WITH THE ENGINEER.
6. IT WILL BE RESPONSIBILITY OF THE CONTRACTOR TO LOCATE ALL SERVICES BY HAND EXCAVATION PRIOR TO CONSTRUCTION OR ANY MECHANICAL EXCAVATION.
7. IT SHALL BE THE RESPONSIBILITY OF THE CONTRACTOR TO PROTECT, PRESERVE AND REINSTATE ALL SERVICES TO THE REQUIREMENTS OF THE RESPECTIVE UTILITIES.
8. FINAL POSITION OF ALL BOUNDARY BOXES, CHAMBERS, MAN HOLES, ABOVE GROUND PILLARS & CABINETS TO BE AGREED WITH THE LANDSCAPE ARCHITECT.
9. GAS MAIN (4 BAR) TO BE MAINTAINED A MINIMUM OF 3 METERS FROM DWELLINGS AT ALL TIMES.
10. ALL ESB & STREET LIGHTING STRICTLY IN ACCORDANCE WITH ESB GUIDELINE INCLUDING SEPARATION DISTANCES BETWEEN PILLAR's AND OTHER SERVICES
11. ALL SERVICES BOXS, MANHOLE CHAMBERS, ABOVE GROUND PILLARS & CABINETS TO BE POSITIONED ON PUBLIC LAND.

SITE SERVICES LEGEND – ELEMENT 50

PL	3X6sq SWA CALBE LAID IN DUCTING TO I.S.10101:200 SINGLE WALL DUCTING, COLOUR RED TO BE USED MANUFACTURED FROM HIGH DENSITY POLYETHYLENE (H.D.P.E). 107mm EXTERNAL DIAMETER, HAVING A WALL THICKNESS OF 5mm THIS DUCTING TO HAVE THE WORDS "STREET LIGHTING" STAMPED ON, LETTER SIZE 9mm AT 1M INTERVALS. THE LETTERING TO FACE UPPERMOST IN THE TRENCH ALL WORKS TO LOCAL AUTHORITY SPECIFICATION. THIS IS A CIRCUIT LAYOUT AND NOT INDICATIVE OF WHERE DUCTS ARE TO BE LAID.
	MICRO PILLAR
	PUBLIC LIGHTING CHAMBER
	TYPE A COLUMN DETAILS HEIGHT : 6m COLUMN QUANTITY : 28 TYPE A COLUMNS DETAILS MAKE & MODEL : VEELITE METRO STREETLIGHT 19W LED FORWARD THROW A OPTIC LAMP(S) : 8 LED 3000K G4 MF : 0.80
	TYPE B COLUMN DETAILS HEIGHT : 6m COLUMN QUANTITY : 172 TYPE B COLUMNS DETAILS MAKE & MODEL : VEELITE METRO STREETLIGHT 19W LED STREET OPTIC R03 LAMP(S) : 8 LED 3000K G4 MF : 0.80
	TYPE C COLUMN DETAILS HEIGHT : 6m COLUMN QUANTITY : 49 TYPE C COLUMNS DETAILS MAKE & MODEL : VEELITE METRO STREETLIGHT 19W LED STREET OPTIC R01 LAMP(S) : 8 LED 3000K G4 MF : 0.80

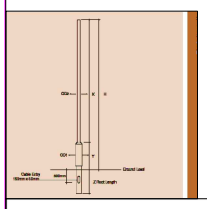

Root Mounted

Ref	H	Z	Dimensions (mm) CCX	CCY	X	Y	R	S	Flange/Base Bolt Type	Flange/plate Type	Approx. Weight (kg)	Counter Balance Weight (kg)	Max. Weight (kg)	Comp. Ref. Base	CLTM. (kNm)	Wind (kN)
TSR/RLS	6m	850	70	180	3625	1500	-	-	-	-	59	RLST2X RLST1Y	18 27	AMD, P11 PRD, PR9	4.8	1.0
TSR/RLS	6m	1000	70	180	4860	1500	-	-	-	-	68	RLST2X RLST1Y	18 27	AMD, P11, PRD, PR7	4.7	1.0
TSR/RLS	6m	1200	80	180	6600	1500	-	-	-	-	99	RLST2X RLST1Y	18 27	FLE, PR6	5.7	1.0

RAISE & LOWER COLUMN DETAILS

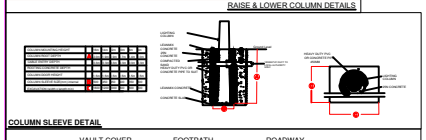

COLUMN SLEEVE DETAIL

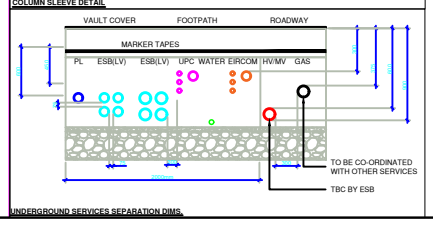

UNDERGROUND SERVICES SEPARATION DIMS.

FALLON DESIGN
M&E ENGINEERING

Avocet House,
Riverwalk,
Arklow
Co.Wicklow
0402 20612
info@fallondesign.ie
www.fallondesign.ie

Rev:	Date:	Note:
P1-P01	02.12.25	ISSUED FOR INFORMATION

Architect: MCORM ARCHITECTURE AND URBAN DESIGN

Project: RESIDENTIAL DEVELOPMENT AT BOHERBOY

© This drawing is copyright. No part of this document may be re-produced or transmitted in any form or stored in any retrieval system of any nature without the written permission of the copyright holder, except as agreed for used on a project, for which the document was originally issued.

Scale @ A0:	Date:	Drawn by:	Checked by:	Approved by:
1:500	DEC 2025	MS	KZ	

Dwg. SITE SERVICES - PUBLIC LIGHTING SHEET 2 OF 2

Dwg No. (PROJECT IDENTIFICATION, SUB-PROJECT / PHASE, SYSTEM, ZONE, LEVEL, TYPE, ORIGINATOR, ROLE, SEQUENCE): BHB-XX-60-SW-XXX-DR-FDE-EE-1001

Revision:	Issue:	Project No:
P1-P01	INFORMATION	2573